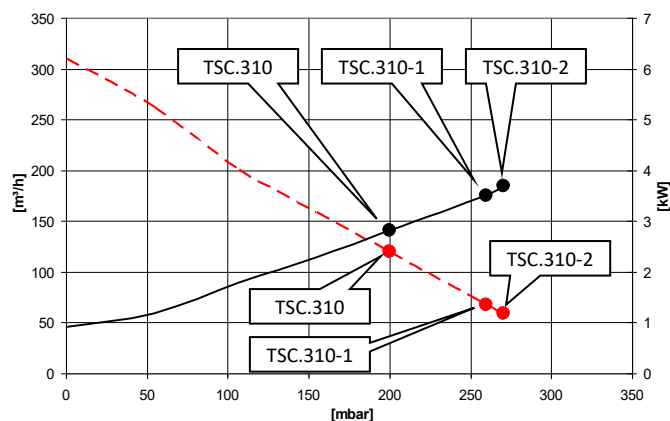
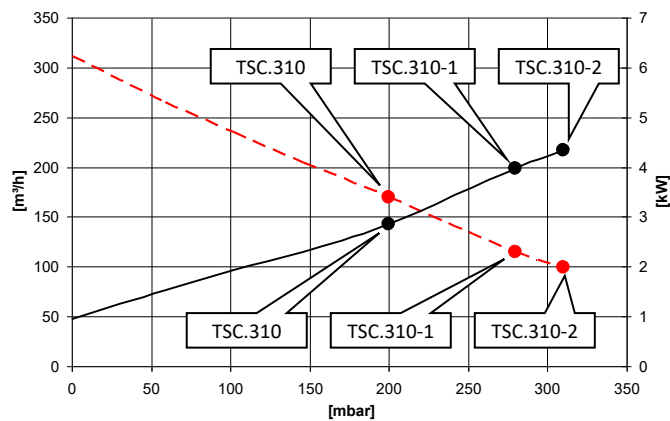


Modello Modelo		TSC.310	TSC.310-1	TSC.310-2
Codice Código		9402056	9402057	9402058
Potenza motore Potência do motor	kW (50Hz) kW (60HZ)	2,2 2,7	3,0 3,6	4,0 4,8
Alimentazione Tensão de alimentação elétrica	V±5% Δ/Y (50Hz) V±5% Δ/Y (60Hz)	220-255 / 380-440 220-277 / 380-480		
Assorbimento Corrente do motor elétrico	A Δ/Y (50Hz) A Δ/Y (60Hz)	9,7 / 5,6 11,3 / 6,5	12,5 / 7,2 13,5 / 7,8	14,2 / 8,2 16,2 / 9,3
Portata Vazão	m³/h (50Hz) m³/h (60Hz)	310 360	310 360	310 360
Vuoto Vácuo	mbar (50Hz) mbar (60Hz)	-200 -220	-260 -280	-270 -300
Sovrappressione Pressão	mbar (50Hz) mbar (60Hz)	+200 +220	+280 +280	+310 +300
Rumorosità (UNI EN ISO 2151) (K 3dB) Nível de Ruído (UNI EN ISO 2151) (K 3dB)	dB(A) (50Hz) dB(A) (60Hz)	72 77	72 77	72 77
Peso Peso	kg [N]	37,4 [366,9]	40 [392,4]	41 [402,2]

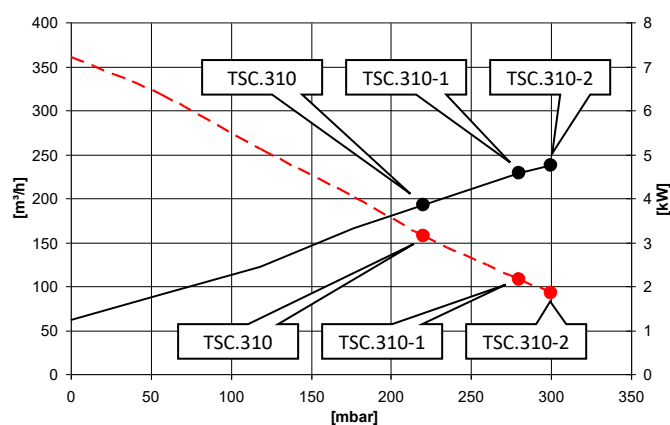
Vacuum @ 50Hz – 400V



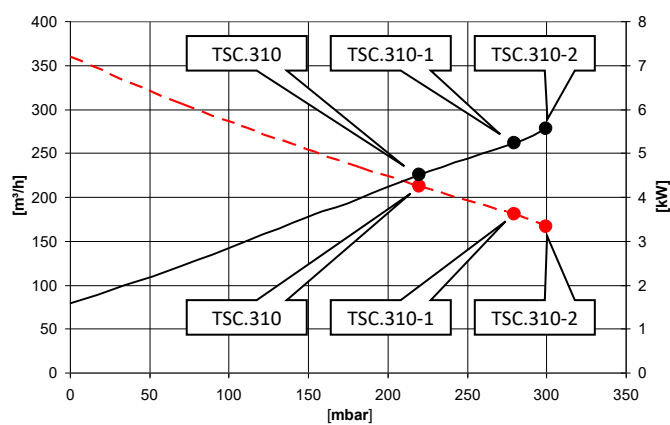
Pressure @ 50Hz – 400V



Vacuum @ 60Hz – 460V



Pressure @ 60Hz – 460V

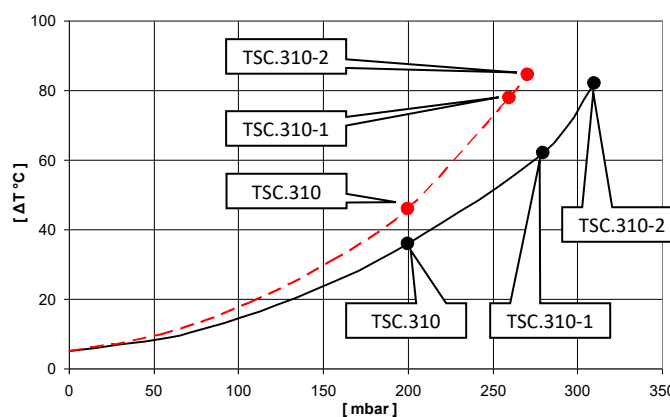


----- Portata / Flow rate

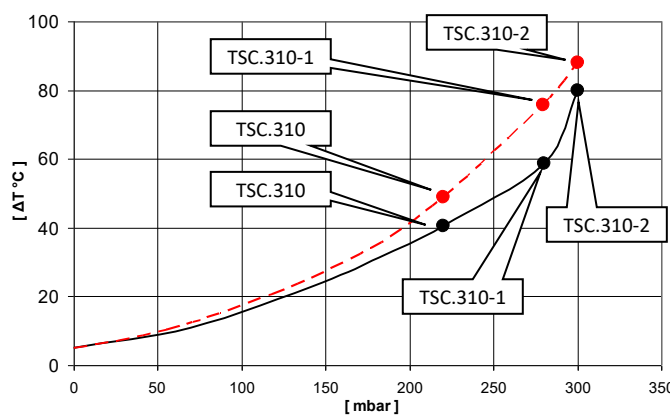
———— Pot. Assorbita / Absorbed Power

Curve riferite alla pressione di 1013mbar (Ass.) e temperatura 20°C (tolleranza ±10%)
 Curvas referidas à pressão de 1013mbar (Abs.) e temperatura de 20°C (tolerância ±10%)

50Hz – 400V



60Hz – 460V



----- Aspirazione / Suction

———— Mandata / Compression

Temperatura ambiente 20°C (tolleranza sulla temperatura ΔT ±5°C)
 Temperatura ambiente 20°C (tolerância sobre temperature ΔT ±5°C)